

Welcome Back!

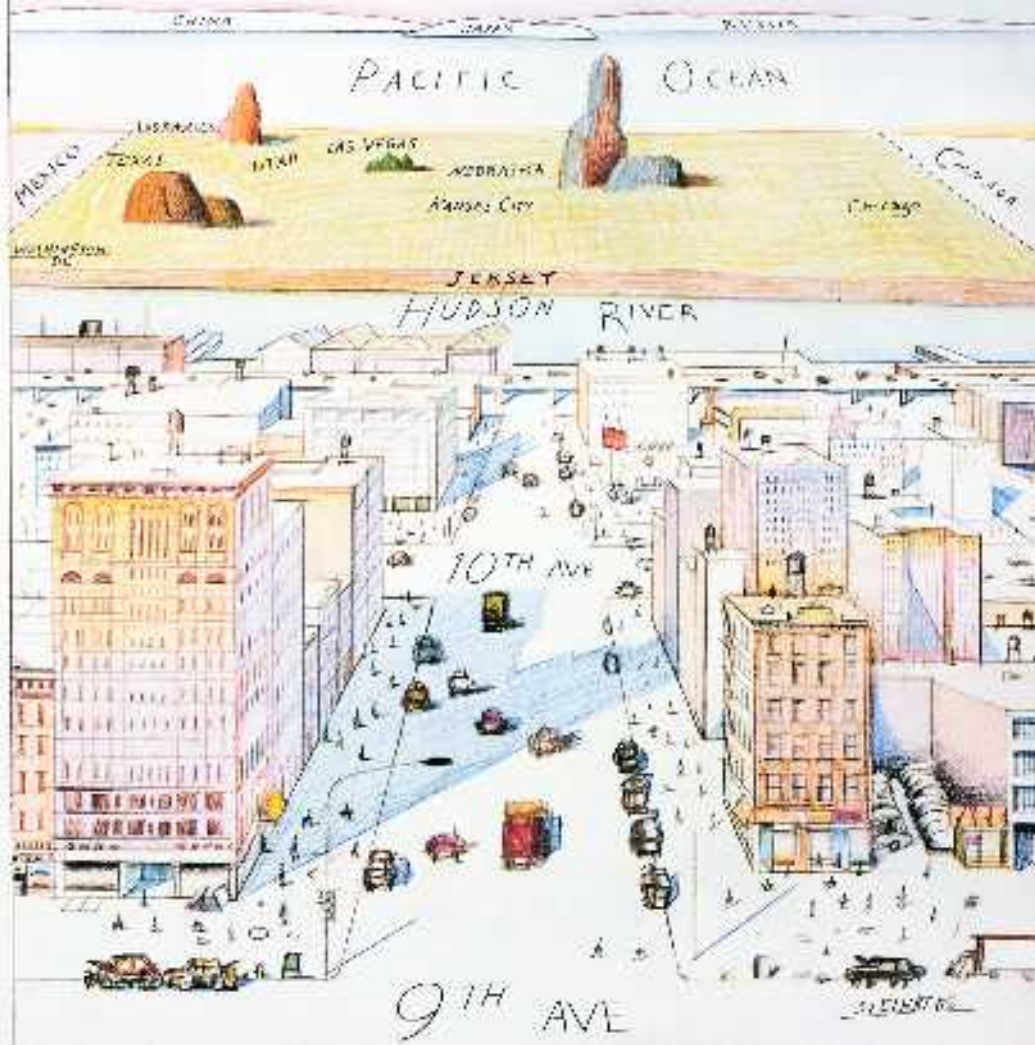


- The Average American
- American politics are red, white, & blue
- Election 2008
- Stereotype investigation
- Reflective journaling

Mar. 29, 1976

THE NEW YORKER

Price 75 cents



Pop Quiz!



U.S. Trivia

Test your knowledge!



□ Q: If the lower 48 states were ironed out flat, which one would be the biggest?

□ A: Idaho



-
- Q: The top five best educated states are in which region?
 - A: The Northeast: Vermont, Connecticut, Massachusetts, New Jersey, Maine



□ Q: Which state has the highest number of teachers per capita?

□ A: Vermont




-
- Q: Which state has the most gas guzzlers (consumes the most gas per capita)?
 - A: Wyoming (California consumes the least)



□ Q: Which state would be the 26th largest in total area if it were its own country?

□ A: Alaska




-
- ❑ Q: Which state is the most physically fit?
 - ❑ A: You betcha, Minnesota!




-
- Q: Which state has the smallest total area but the longest official name?
 - A: The State of Rhode Island and Providence Plantations
-

□ Q: Where is the official state flying mammal the Mexican free-tailed bat?

□ A: Texas

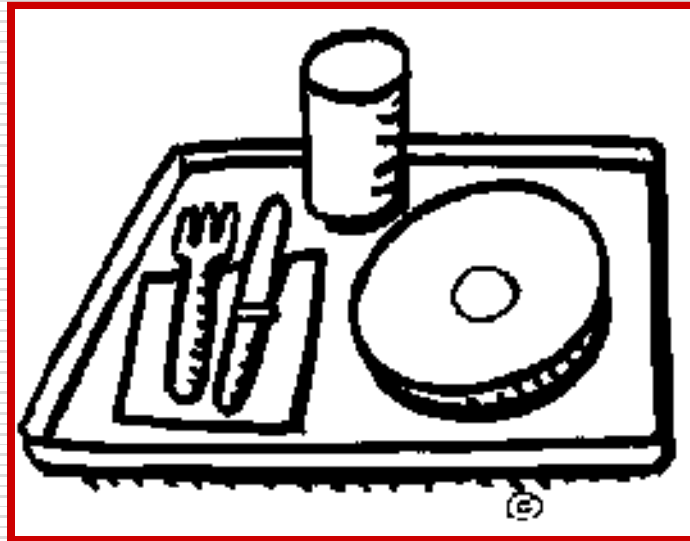


-
- Q: Which U.S. city has the highest number of people taking public transportation to work?
 - A: Washington, D.C.



□ Q: Which state has the largest number of restaurants per capita?

□ A: Montana



-
- Q: Which two states are the textile mill centers of the U.S.?
 - A: North and South Carolina
-


-
- Q: There were only two states with less than 50% voter turnout in the last U.S. elections. Which were they?

- A: California and Hawaii



□ Which state produces the most milk?

□ California



-
- Which state has the smallest average commute from home to work?
 - North Dakota
-

Credits

- Trivia for this pop quiz was collected from State Master at www.statemaster.com/facts.php
-

The Average American



NPR: New Norms Found in Study of American States

- What data was used?
- Which state is the most average? Why?
- Which city is used as a test market?
- How many Americans consider themselves average?
- Which state is least average? Why?



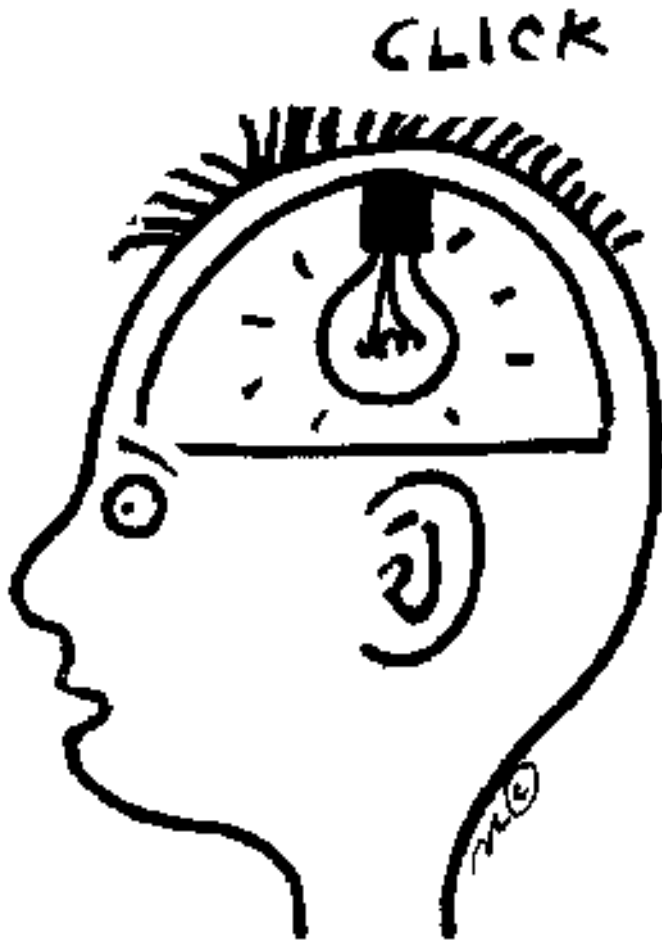
How “Average” is your State?

- AP ranked each state on how closely they match national averages on a combination of 21 demographic factors, including
 - Race
 - Age
 - Income
 - Education
 - Industrial mix
 - Immigration
 - Share of people living in urban and rural areas

State and Rank (from most to least typical)

Illinois	1	South Dakota	40
Oregon	2	Iowa	41
Michigan	3	Montana	41
Washington	4	District of Columbia	43
Delaware	5	Alabama	44
Georgia	6	Arkansas	45
Kansas	7	North Dakota	46
North Carolina	8	Kentucky	47
Missouri	9	Vermont	47
Ohio	10	New Hampshire	49
		Mississippi	50
		West Virginia	51

US Trivia: Can you find your partner?



Ask your classmates the questions on your trivia card.

When you have found someone with the matching answers on their trivia card, sit down together to begin pair work.

The Average American



***The Average
American:
The Extraordinary
Search for the
Nation's Most
Ordinary Citizen***


By Kevin O'Keefe

The title is centered at the top of the slide. It is flanked by five circles: a solid light purple circle on the far left, a hollow light purple circle, a solid light purple circle, a hollow light purple circle, and a solid light purple circle on the far right.

Average American Madlibs

1. Keep your Madlib page a secret from your partner
2. Ask your partner for the missing parts of speech and write them in. DO NOT read the text aloud.
3. Read the text aloud – enjoy the funny results!
4. Compare with the real answers in your partner's key (boxed on the page)

Madlib: Example



Adjective _____

Place _____

Action verb _____

Being an English teacher is the _____ job
on _____ and makes me want to
_____ with joy.

Characteristics of the Average American

- The nearest **WALMART** is a **20 MINUTE** drive from home.
- They can name all of **THE THREE STOOGES** but cannot name **THE THREE BRANCHES OF THE FEDERAL GOVERNMENT**.
- They prefer **SMOOTH** peanut butter.
- The average stay in **SCHOOL** is more than 12 **YEARS**.
- 90% of Americans **MARRY** in their lifetime.
- The vast majority of Americans are in **BED** before **MIDNIGHT**.
- More than 80% of Americans adults believe in **GOD**.

Characteristics cont.

- American **MEN** and women are between 5 feet 3 inches and 5 feet 10 inches **TALL**.
- The average American has at least **ONE PET**.
- The average American regularly **RECYCLES**, has fired a **GUN**, and believes **GAMBLING** is an **ACCEPTABLE** form of entertainment.
- They **DONATE** money and **TIME** to **CHARITY** annually.
- The average American has a **COLOR** T.V. and **WATCHES** it daily.
- They eat **RED MEAT** and have an outdoor **GRILL**.
- He or she **READS** the local newspaper daily.

Characteristics cont.



- The average American **WATCHES** 4.9 **MOVIES** per year.
- Over 70% live in a **HOME** which they **OWN**.
- Most Americans have a **DRIVER'S LICENSE**, have access to two **MOTOR VEHICLES**, and regularly use **SEATBELTS**.
- The average American **WOMAN** gives **BIRTH** to 2.07 **CHILDREN**.
- 69% of Americans do not want to be **FAMOUS** and 94% describe themselves as **HAPPY**.
- You might find a **TYPICAL** American at a **MARATHON RACE**.
- Most Americans **EAT** at least **ONE** time annually at McDonald's.

Characteristics cont.



- He or she eats **ICE CREAM** at least once a **MONTH**.
- A **PARK** is within 2 miles of their **HOME**.
- He or she **BRUSHES** teeth and **SHOWERS** daily.
- The average American **USUALLY** pays **TAXES**.
- On a regular basis, they use both a **MOBILE** and **LANDLINE** telephone.
- They are between **10** and **50** years old and has lived within 50 miles of their current **HOME**.
- He or she **USES** the internet, is a **FOOTBALL** and **BASEBALL** fan and has read at least 1 **BOOK** in the last year.

US Elections 2008

United States Politics are Red, White, and Blue

An overview of the election process and the
upcoming presidential election in 2008





Election 2008

- November 4, 2008
- 55th consecutive quadrennial election
- 435 members of the U.S. House of Representatives and for 34 members of the United States Senate



The Constitution says...

- **The 44th president & 47th vice president =**
the individuals who receive a majority of votes for president in the Electoral College (270 votes)
- **No majority =**
 - president selected by the House of Representatives
 - vice president selected by the Senate.
 - (not since 1825 and 1837)


The Electoral College



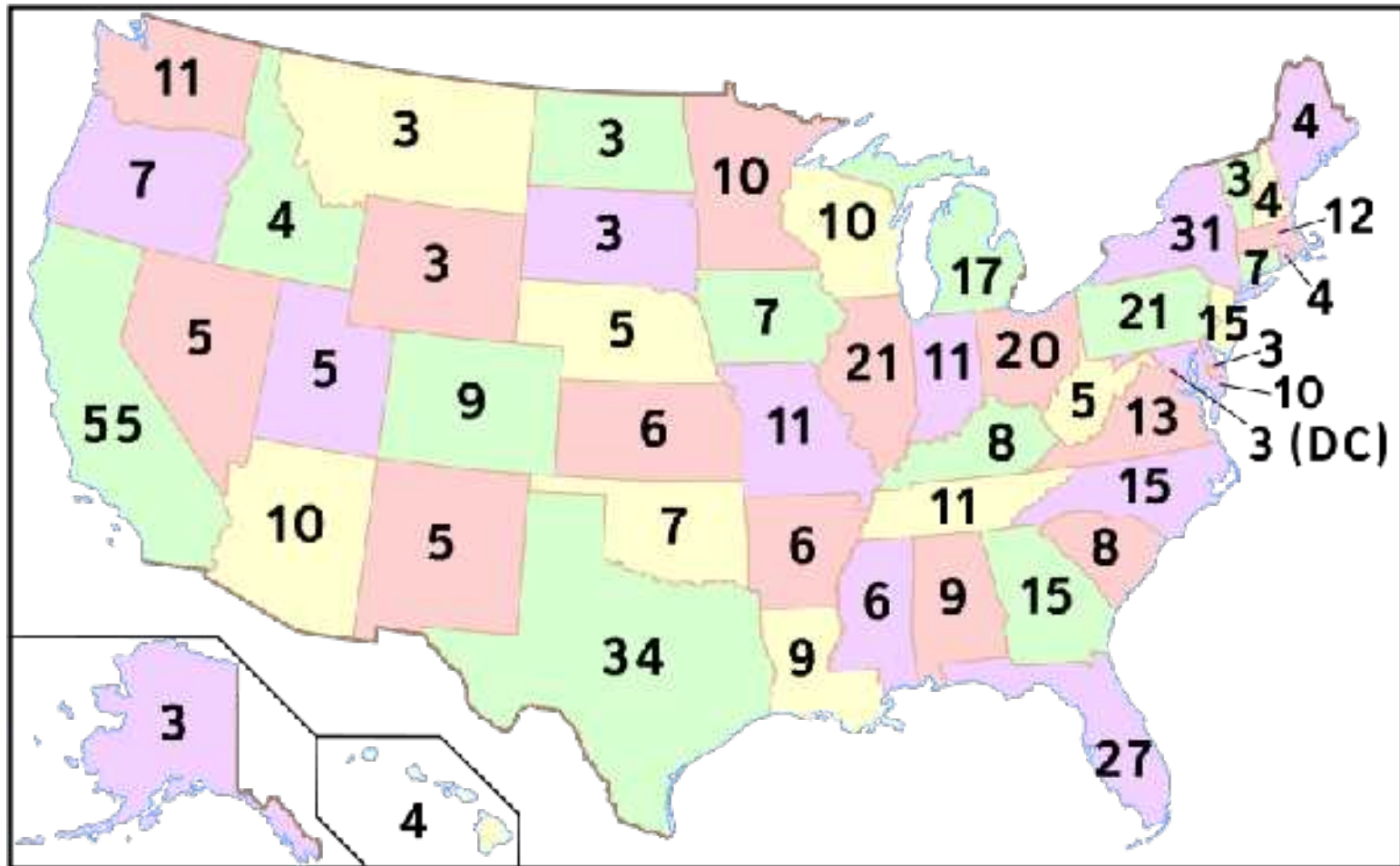
- 538 Electors meet every 4 years
- Most important component of the presidential election
- Presidential Electors meet in state capitol buildings 41 days after popular vote
- 51 meetings, on the same day, Electors cast electoral votes

Who are these “electors”?

- Chosen in state elections on election day
- The number of electoral votes = number of U.S. Senators (2) and U.S. Representatives
- The District of Columbia (3)
- The ballot
 - Election day
 - The short ballot
 - Maine method (ME, NE)



Electoral College Votes



Controversial system



Arguments against

- Unequal weight of voters
- Losing the popular vote
- Focus on large swing states
- Favors less populous states
- Disadvantage for third parties

Arguments for

- Requires a distribution of popular support
- Maintains the federal character of the nation
- Enhances status of minority groups
- Encourages stability through the two-party system
- Turnout-related issues

Characteristics of the 2008 election

- **First election without incumbents in the primaries since 1928**
- **Campaign costs**
 - \$1 billion election (Michael Toner, Federal Election Commission Chairman)
- **Effect of the Internet**

1952 Election



Q: Wasn't the 1952 presidential election also without an incumbent?

A: The 1952 election was contested between Dwight Eisenhower and Adlai Stevenson. The incumbent Vice President in the previous administration was Alben Barkley and he did not win the nomination from the Democratic Party.



Timeline: Election 2008

2007

- Early stages and exploratory committees
- Fund-raising \$\$\$ and PR

2008


- Official primaries, state caucuses, and state conventions
- February 5: Super Tuesday
- April – September 2008: National Conventions
- November 4: Popular election
- December 15: Members of the Electoral College cast their votes

2009


- January 6: Electoral votes officially tallied before Congress
- January 20: Inauguration Day

Candidates and potential candidates

Two Party System




Republicans



Democrats

Third parties?

Party Symbols




Q: Why are elephants (Republican) and donkeys (Democrat) symbols of the two parties?

A: Here are some theories.

Republican elephant


- G.O.P. or Grand Old Party
- Thomas Nast in *Harper's Weekly*, November 7, 1874



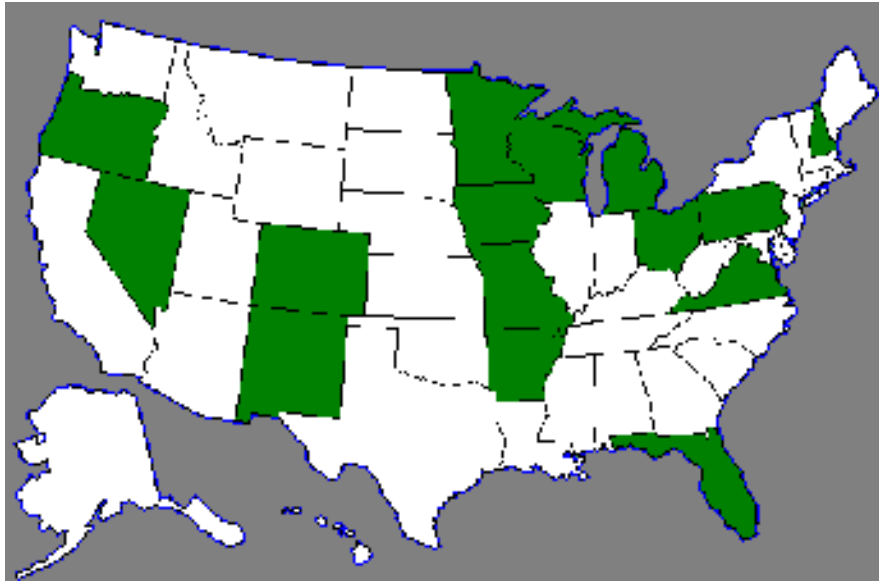


Democratic Donkeys






- Federalists used as an insult against the Jeffersonians in 1790s
- Used as an insult against Andrew Jackson (1828)



Potential battleground states



Arkansas, Colorado,
Florida, Iowa,
Michigan, Minnesota,
Missouri, Nevada,
New Hampshire, New
Mexico, Ohio,
Oregon,
Pennsylvania, West
Virginia, Wisconsin



One Nation, Slightly Divisible

by David Brookes

The Atlantic Monthly, December 2001



Nation Indivisible?

RED states

Third person: They

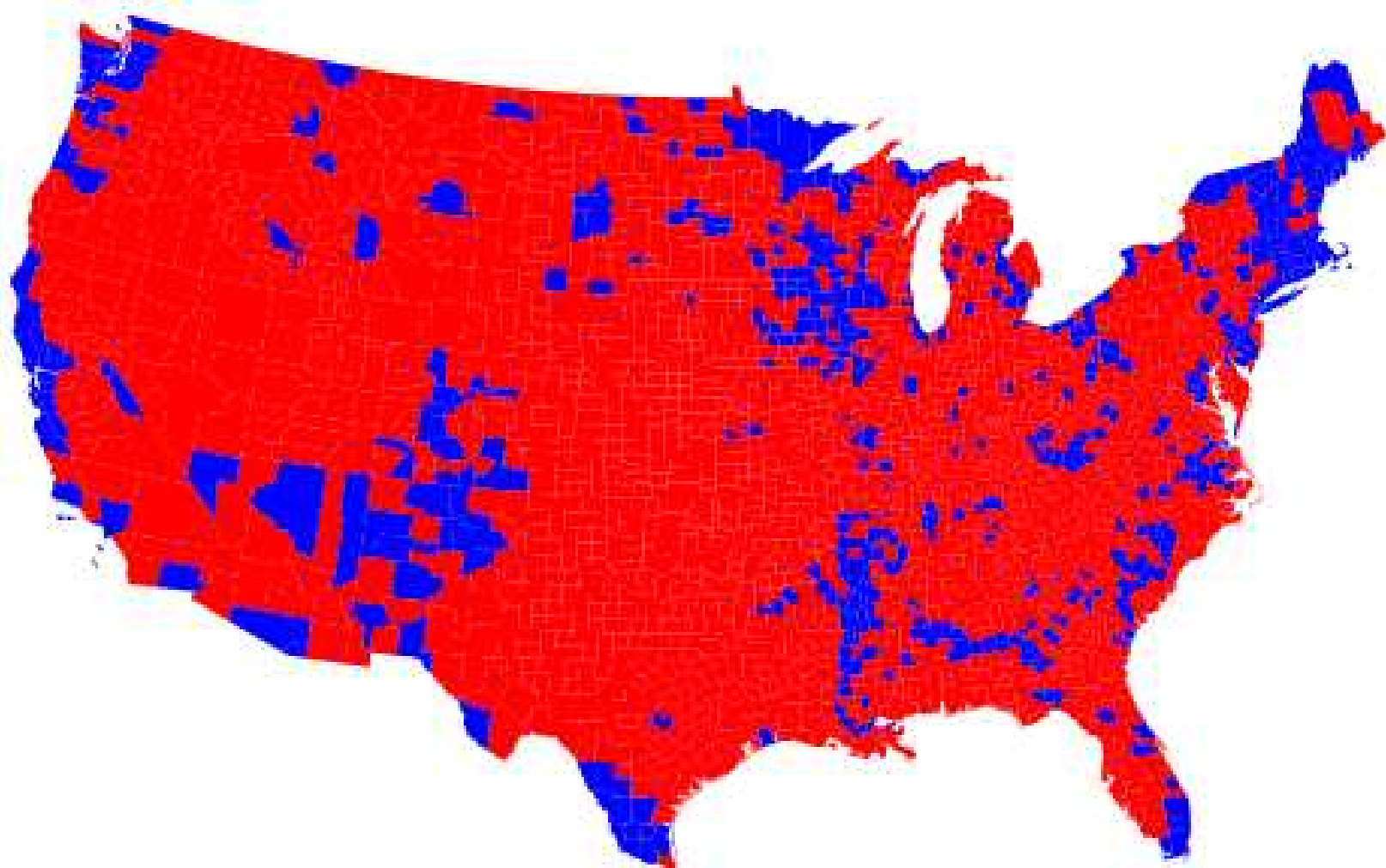
Franklin County

BLUE states

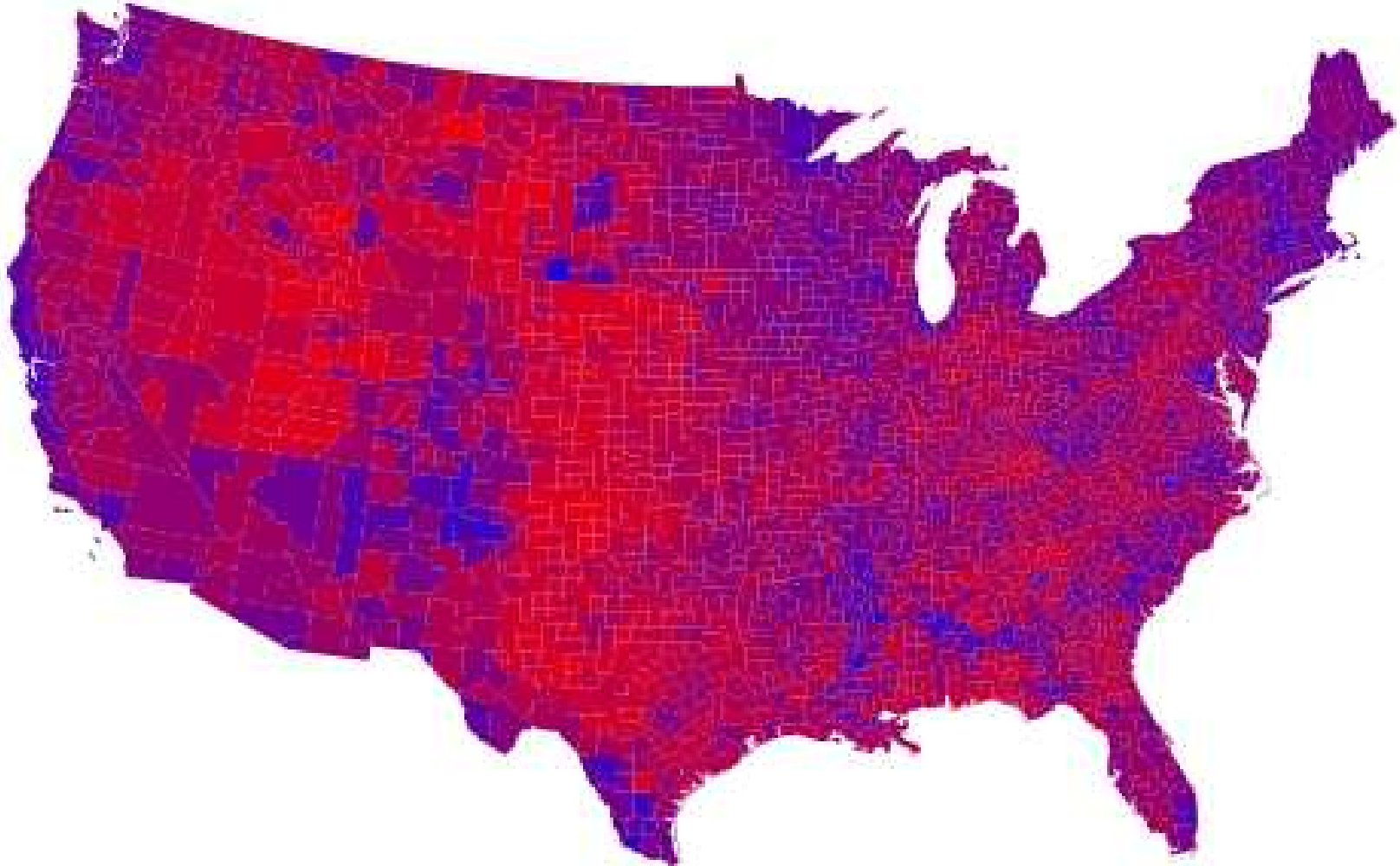



First person: I/we/us

Montgomery County

Election results by county



A Purple Nation?






From the author...

What unites the two Americas, then, is our mutual commitment to this way of life...

...We are participants in the same striving process, the same experimental journey




The two real political parties in America are the Winners and the Losers. The people don't acknowledge this. They claim membership in two imaginary parties, the Republicans and the Democrats, instead.

– Kurt Vonnegut

Presidential Elections 2008

If you (as Austrians, as educators, as global citizens) could interview potential US presidential candidates, what questions might you ask?



Get to know some of the candidates



Candid interviews





Investigation Stations

All Americans eat burgers and fries

Americans are blond

Americans are rich

Americans love baseball

Americans are stupid

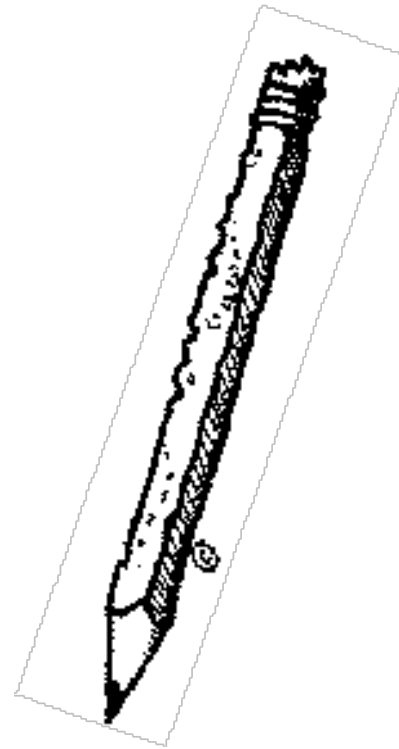
Americans love to drive

Already an expert?



- What do you already know about your stereotype (from personal experience, hearsay, media, etc.)?
- Create a collage to capture your ideas
- Do others agree with you?
Survey your audience

Reflective Journaling



Homework

Ask your survey questions to at least **5 others** and bring the results to tomorrow's workshop.

Have a great evening!

